




introducing new fibrous board idea
“The Light Troughs”



STEP 8




STEP 9



STEP 1




code:2X6



STEP 2




code:922



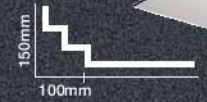
STEP 2A




code:922A




STEP 2B




code:922B



STEP 3



code:942



STEP 3A




code:942A



STEP 3B




code:942B



STEP 4



code:925



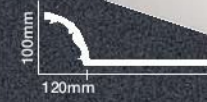
STEP 5



code:255



STEP 5A




code:255D



STEP 5B



code:255B



STEP 6




code:934



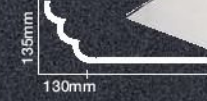
STEP 7



code:932



STEP 7A



code:932C



STEP 7B





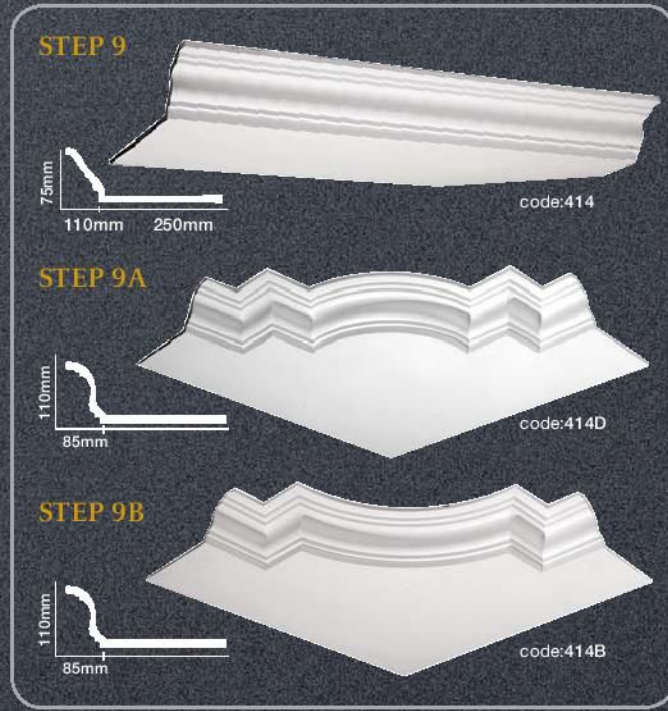



code:932B



L BOX 1

| | | | |
|--------------|---------------|---------------|---------------|
| 2 X 6 inches | (50 x 150mm) | 4 X 12 inches | (100 x 300mm) |
| 4 X 6 inches | (100 x 150mm) | 6 X 12 inches | (150 x 300mm) |
| 4 X 8 inches | (100 x 200mm) | 6 X 18 inches | (150 x 455mm) |



Project Samples



Project Samples

